












1. What is your age?			
		Response Percent	Response Count
Under 15 years		0.7%	61
15 to 19 years		5.4%	483
20 to 24 years		17.8%	1,595
<b>25 to 29 years</b>		<b>20.3%</b>	<b>1,819</b>
30 to 34 years		16.1%	1,440
35 to 39 years		12.0%	1,078
40 to 44 years		9.1%	815
45 to 49 years		6.8%	613
50 to 54 years		5.1%	460
55 to 59 years		3.0%	270
60 years and older		3.6%	322
		<b>answered question</b>	<b>8,956</b>
		<b>skipped question</b>	<b>1</b>








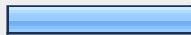




2. What is your gender?			
		Response Percent	Response Count
<b>Male</b>		<b>98.1%</b>	<b>8,730</b>
Female		1.9%	172
		<b>answered question</b>	<b>8,902</b>
		<b>skipped question</b>	<b>55</b>






3. How would you rate your computer expertise?			
		Response Percent	Response Count
<b>Basic knowledge:</b> you are happy when everything runs and don't like to change much.		3.2%	277
<b>Experienced user without technical skills:</b> you do updates and configure your computer as you like it		30.0%	2,633
<b>Experienced user with technical skills:</b> you run a server and/or deploy software		27.5%	2,412
<b>Professional knowledge:</b> with your expertise you earn money in the IT environment		39.4%	3,457
		<b>answered question</b>	<b>8,779</b>
		<b>skipped question</b>	<b>178</b>












4. What is your profession?			
		Response Percent	Response Count
<b>Pupil/Student</b>		20.9%	1,820
Office Worker		9.9%	861
Developer		5.7%	494
System administrator		20.1%	1,746
Software developer		15.9%	1,379
Department manager		4.6%	396
Upper management		2.6%	228
Other (please specify)		20.3%	1,768
		<b>answered question</b>	<b>8,692</b>
		<b>skipped question</b>	<b>265</b>



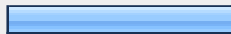
5. Please rate the importance of the following criteria regarding operating systems:						
	1 - Least important	2	3	4	5 - Most important	Response Count
Price	8.5% (674)	13.9% (1,097)	<b>29.7%</b> <b>(2,345)</b>	26.7% (2,103)	21.2% (1,670)	7,889
Amount of applications I can install	1.9% (153)	4.2% (333)	13.8% (1,094)	<b>40.7%</b> <b>(3,222)</b>	39.3% (3,111)	7,913
Amount of preinstalled applications	18.2% (1,425)	26.0% (2,037)	<b>29.4%</b> <b>(2,302)</b>	18.3% (1,436)	8.1% (633)	7,833
Paid support (e.g. hotline)	<b>41.7%</b> <b>(3,301)</b>	26.4% (2,087)	19.1% (1,513)	8.6% (678)	4.1% (328)	7,907
Community support (e.g. mailing lists or forum)	2.3% (187)	4.7% (374)	15.9% (1,268)	38.0% (3,029)	<b>39.0%</b> <b>(3,111)</b>	7,969
Ease of installation	4.1% (326)	11.0% (875)	26.6% (2,128)	<b>34.3%</b> <b>(2,736)</b>	24.1% (1,922)	7,987
Ease of use	2.1% (164)	4.7% (374)	17.7% (1,414)	<b>38.8%</b> <b>(3,092)</b>	36.8% (2,931)	7,975
Stability	1.5% (124)	0.6% (47)	2.2% (175)	13.6% (1,093)	<b>82.1%</b> <b>(6,612)</b>	8,051
Security	1.5% (123)	1.4% (111)	5.2% (415)	20.9% (1,680)	<b>71.0%</b> <b>(5,694)</b>	8,023
Hardware support	1.1% (91)	1.2% (97)	5.4% (433)	28.6% (2,293)	<b>63.7%</b> <b>(5,117)</b>	8,031
Support for multimedia (e.g. play movies, music)	3.2% (253)	5.3% (422)	14.4% (1,149)	35.0% (2,797)	<b>42.2%</b> <b>(3,375)</b>	7,996
Licensed under free or open source license	5.4% (433)	7.4% (593)	19.2% (1,535)	27.4% (2,194)	<b>40.5%</b> <b>(3,240)</b>	7,995
	<i>answered question</i>					<b>8,130</b>
	<i>skipped question</i>					<b>827</b>









6. Which operating system do you use mainly?			
		Response Percent	Response Count
Apple MacOS		2.3%	186
Debian GNU/Linux		4.2%	337
Fedora		2.1%	171
Mandriva Linux		1.1%	87
Microsoft Windows 7/Vista/XP/2000/ME/98		18.5%	1,501
<b>openSUSE/SUSE Linux</b>		<b>51.7%</b>	<b>4,195</b>
Ubuntu		11.7%	951
Red Hat Enterprise Linux (RHEL)		0.8%	66
SUSE Linux Enterprise Desktop (SLED)		0.7%	58
SUSE Linux Enterprise Server (SLES)		0.7%	58
Other (please specify)		6.2%	504
		<b><i>answered question</i></b>	<b>8,114</b>
		<b><i>skipped question</i></b>	<b>843</b>








7. Which operating system(s) do you use additionally? (multiple answers possible)			
		Response Percent	Response Count
None		6.5%	523
Apple MacOS		10.8%	873
Debian GNU/Linux		16.8%	1,362
Fedora		10.1%	819
Mandriva Linux		4.4%	359
<b>Microsoft Windows 7/Vista/XP/2000/ME/98</b>		<b>61.6%</b>	<b>4,990</b>
openSUSE/SUSE Linux		33.4%	2,709
Ubuntu		30.4%	2,462
Red Hat Enterprise Linux (RHEL)		8.0%	652
SUSE Linux Enterprise Desktop (SLED)		3.2%	261
SUSE Linux Enterprise Server (SLES)		7.6%	619
Other(s) (please specify)		17.6%	1,426
		<b><i>answered question</i></b>	<b>8,103</b>
		<b><i>skipped question</i></b>	<b>854</b>

8. Why do you use a dual-boot or virtualized system?			
		Response Percent	Response Count
Need a second operating system for work.		46.4%	3,513
To play games.		27.8%	2,106
Personal use of non-game applications I can't find on Linux.		34.4%	2,600
I enjoy trying multiple operating systems.		37.2%	2,817
Other (please specify)		16.2%	1,227
		<b><i>answered question</i></b>	<b>7,569</b>
		<b><i>skipped question</i></b>	<b>1,388</b>






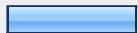


9. How are you involved with the openSUSE Project?			
		Response Percent	Response Count
I do not participate in the project		64.3%	5,159
Forums helping others		23.6%	1,892
Mailing lists helping others		7.3%	588
IRC helping others		5.0%	398
Wiki: editing, creating and/or translating pages		4.9%	393
Bug reporting via bugzilla		15.3%	1,225
Add features or comments to openFATE		3.6%	290
Create patches		2.0%	157
Package software using the openSUSE Build Service		4.7%	377
Create packages for other distros via openSUSE Build Service		1.4%	114
I am an openSUSE ambassador - support openSUSE at events, etc.		2.8%	228
		<b>answered question</b>	<b>8,027</b>
		<b>skipped question</b>	<b>930</b>

10. How do you use the computer on which you have installed openSUSE?			
		Response Percent	Response Count
For personal use		59.7%	4,761
For commercial use		3.4%	269
For personal and commercial use		36.9%	2,939
		<b>answered question</b>	<b>7,969</b>
		<b>skipped question</b>	<b>988</b>

11. What do you use your desktop for?			
		Response Percent	Response Count
Internet access, email, and chat		96.6%	7,664
Office / productivity work		85.1%	6,753
Watch movies and/or listen to music		82.1%	6,516
Edit graphics		54.6%	4,333
Play games		41.5%	3,296
Development of GUI applications		32.2%	2,551
Web development		41.0%	3,249
Other (please specify)		13.4%	1,062
		<b>answered question</b>	<b>7,934</b>
		<b>skipped question</b>	<b>1,023</b>

12. What do you use your server for?			
		Response Percent	Response Count
I don't use openSUSE as a server.		56.4%	4,470
File and/or print services.		30.1%	2,387
Router and/or gateway.		16.4%	1,302
Web server		30.6%	2,423
Firewall		15.8%	1,253
To run virtual machines		18.0%	1,429
Other (please specify)		8.4%	664
		<b>answered question</b>	<b>7,919</b>
		<b>skipped question</b>	<b>1,038</b>



13. If you develop, what kind of development do you do?			
		Response Percent	Response Count
I don't develop software of any kind.		34.5%	2,725
Applications / GUI development		35.2%	2,785
Kernel development		4.0%	319
<b>Web development</b>		<b>35.9%</b>	<b>2,838</b>
Server applications		14.4%	1,140
Utility development		20.7%	1,634
Shell scripting		34.3%	2,707
Other (please specify)		6.0%	474
		<b><i>answered question</i></b>	<b>7,902</b>
		<b><i>skipped question</i></b>	<b>1,055</b>

**14. Please rate openSUSE in the following areas:**

	<b>1 - Very poor</b>	<b>2</b>	<b>3</b>	<b>4</b>	<b>5 - Excellent</b>	<b>Response Count</b>
Amount and selection of software	1.1% (82)	2.8% (217)	17.7% (1,352)	<b>50.2% (3,831)</b>	28.2% (2,151)	7,633
Documentation	1.5% (111)	7.5% (574)	32.9% (2,506)	<b>42.8% (3,259)</b>	15.2% (1,156)	7,606
Community support	1.3% (95)	5.1% (382)	25.0% (1,889)	<b>44.9% (3,394)</b>	23.8% (1,800)	7,560
Community attitude	1.4% (108)	4.8% (356)	26.4% (1,966)	<b>43.9% (3,272)</b>	23.6% (1,757)	7,459
Ease of installation	1.1% (86)	2.3% (178)	10.3% (792)	38.9% (2,976)	<b>47.3% (3,626)</b>	7,658
Ease of use	1.0% (80)	2.6% (200)	13.9% (1,064)	<b>46.7% (3,571)</b>	35.8% (2,737)	7,652
Ease of administration	1.6% (118)	5.0% (377)	20.4% (1,553)	<b>42.5% (3,228)</b>	30.5% (2,320)	7,596
Stability	1.3% (99)	3.8% (294)	16.4% (1,257)	<b>44.1% (3,372)</b>	34.4% (2,631)	7,653
Security	0.8% (62)	1.2% (88)	10.2% (771)	<b>46.6% (3,540)</b>	41.3% (3,133)	7,594
Hardware Support	1.6% (120)	5.7% (430)	24.1% (1,830)	<b>49.2% (3,739)</b>	19.5% (1,484)	7,603
	<b><i>answered question</i></b>					<b>7,723</b>
	<b><i>skipped question</i></b>					<b>1,234</b>

15. For future versions of openSUSE, what should we focus on?						
	1 - No focus	2	3	4	5 - Very strong focus	Response Count
Applications	2.6% (197)	6.0% (448)	23.7% (1,782)	<b>36.6%</b> <b>(2,747)</b>	31.1% (2,330)	7,504
Simplified installation / configuration	6.7% (500)	14.0% (1,040)	27.6% (2,056)	<b>28.2%</b> <b>(2,098)</b>	23.5% (1,754)	7,448
Hardware support for desktops	1.1% (79)	2.5% (191)	11.9% (889)	28.9% (2,170)	<b>55.6%</b> <b>(4,167)</b>	7,496
Hardware support for servers	6.5% (464)	11.9% (854)	<b>31.1%</b> <b>(2,229)</b>	26.6% (1,905)	23.9% (1,716)	7,168
Hardware support for netbooks	6.9% (505)	9.7% (713)	21.1% (1,549)	25.3% (1,859)	<b>36.9%</b> <b>(2,709)</b>	7,335
Netbook interface improvements	10.1% (731)	14.4% (1,046)	<b>27.9%</b> <b>(2,023)</b>	25.4% (1,842)	22.2% (1,606)	7,248
Developer tools	6.6% (476)	13.7% (993)	<b>34.7%</b> <b>(2,516)</b>	27.0% (1,956)	18.0% (1,303)	7,244
					Other (please specify)	1,063
					<b>answered question</b>	<b>7,665</b>
					<b>skipped question</b>	<b>1,292</b>

16. If you use Windows, why do you still use Windows?			
		Response Percent	Response Count
Work - Apps I need professionally		64.0%	4,420
Play - Games or other entertainment		42.0%	2,903
I like it - I enjoy using Windows		5.7%	394
Switching is hard - I don't care for Windows, but it's hard to switch		8.5%	587
Other (please specify)		24.9%	1,717
<b>answered question</b>			<b>6,904</b>
<b>skipped question</b>			<b>2,053</b>

17. What motivates you to participate in the openSUSE project? If you do not yet participate in the openSUSE project: what would motivate you to participate in the openSUSE project?			
		Response Percent	Response Count
Working together with others		52.3%	3,986
Helping inexperienced users		55.8%	4,247
Community events		16.4%	1,246
openSUSE tools (e.g. Build Service, openFATE)		25.8%	1,968
Monetary recognition		7.7%	583
Non-monetary recognition		22.0%	1,674
Other (please specify)			728
<b>answered question</b>			<b>7,616</b>
<b>skipped question</b>			<b>1,341</b>

18. Is there anything else you would like to tell us?		
		Response Count
		2,934
	<i>answered question</i>	2,934
	<i>skipped question</i>	6,023

19. If you want to enter the prize raffle please enter your email adress		
		Response Count
		5,807
	<i>answered question</i>	5,807
	<i>skipped question</i>	3,150